



Economical,
safe and
efficient

Check valves
Type 561 and Type 562

Benefits


Reliability and improved performance thanks to the optimized flow geometry – for your benefit and your profit.

The check valve types 561 and 562 are a new generation of valves, featuring more safety, simplicity and efficiency. They represent a milestone in valve technology and exemplify an outstanding engineering achievement, which combines what the market wants with what is technologically feasible. The focus is on efficiency, user friendliness and compatibility. The two check valves type 561 and type 562 easily fit in all piping systems worldwide thanks to our comprehensive product range.



Safety

The new check valve type 562 (horizontal) closes absolutely leak-tight with the built-in spring, even in the de-energized state – without water column as well as in a horizontal position. The spring in standard versions is made of stainless steel (SS304). A higher quality steel or plastic-coated steel spring is also available. The risk of corrosion is minimal. If no spring is desired, we recommend using the check valve type 561 (vertical), which is 100 percent leak-proof, at a water column of two meters.



Simplicity

The self-closing mechanism operates autonomously, without any other energy source, i.e. water column or flow (type 562) or with a minimal line pressure (type 561). The wide range of connecting possibilities in all conventional standards and versions from GF Piping Systems guarantees easy integration of the valves in all piping systems.



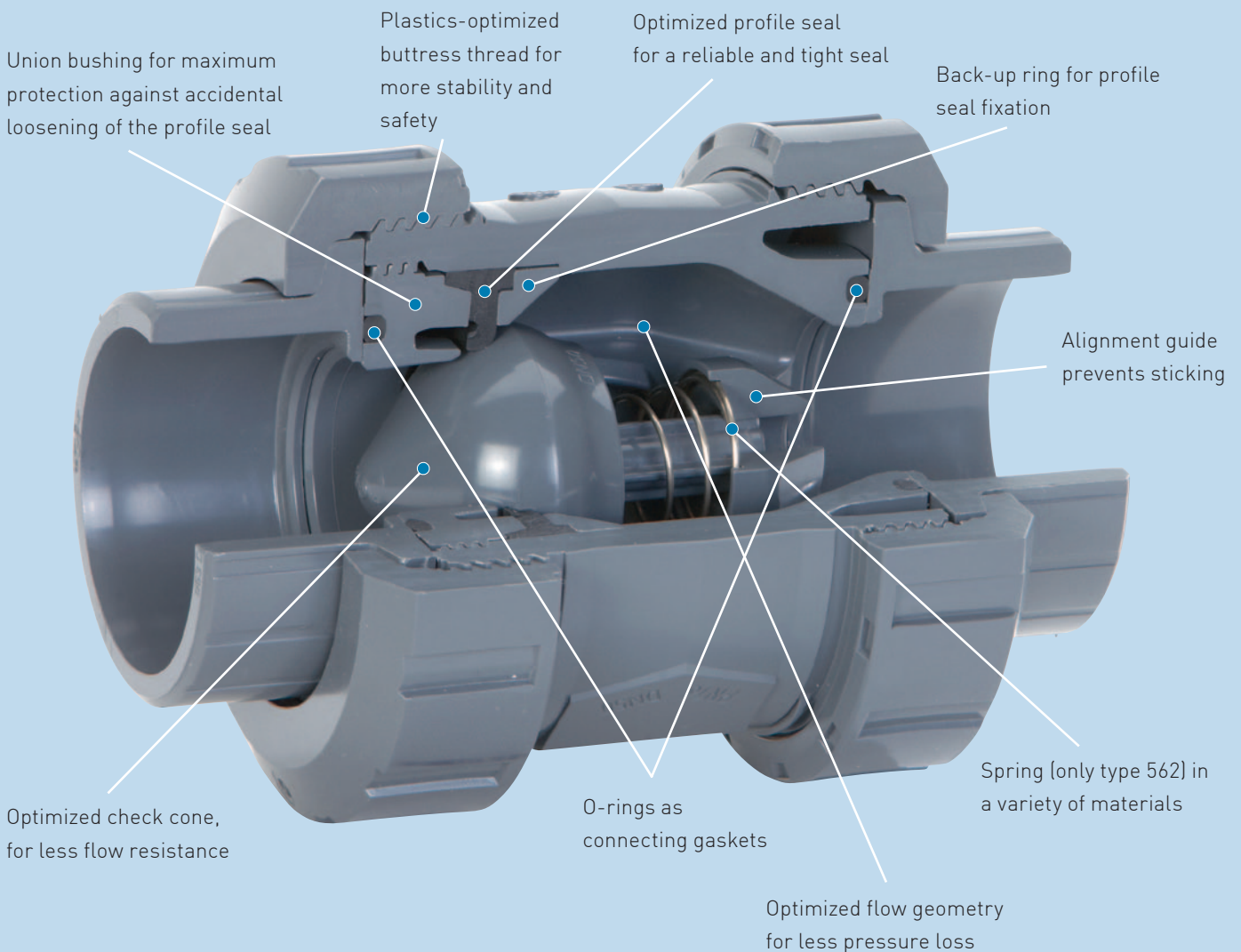
Efficiency

The new streamlined check cone and the refined geometry in every detail provide for a significantly improved flow compared to valves with a check ball, without compromising functionality or leak-tightness. The effort involved in cleaning and servicing the valve has been reduced to a minimum thanks to the cone design, which offers the least possible contamination surface.

Features

The new check valves combine innovation and customer requirements – see for yourself.

Our engineers focused primarily on two areas in the development of the new check valve: How can we make an established product type even more reliable? And how can we reduce the wear and tear on moving parts and consequently keep maintenance to a minimum? The solution was to completely redesign the inner workings of the valve. GF Piping Systems examined every function and optimized every detail to achieve a dramatically improved valve performance.



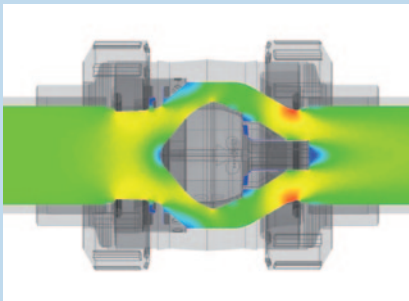
System Details

The flow-optimized check cone provides for improved maintenance and reliability.

The unique check cone element design is at the heart of the new valve generation. A further benefit: The optimized flow geometry minimizes flow resistance and pressure loss. This allows saving valuable energy. Thanks to the new sealing zone and the specially developed profile seal, the valve is absolutely leak-proof, even with very fast closing and improved maintenance and reliability.



Product range



Flow geometry



Foot valve

100 percent leak-proof

Two special design factors make sure the valve closes tightly. The check cone has the contour of a spherical surface in the sealing zone. Also, the double bearing of the cone prevents it from tilting, even with rapid closing. Malfunctions are therefore eliminated.

Optimized flow contour

An optimal flow contour with smooth transitions and radii enables a higher flow rate than conventional check valves. The benefits are obvious: less wear and tear, less pressure loss and better maintenance cycles.

Any installation position is possible thanks to the spring

The 562 check valve is equipped with a spring mechanism and closes tightly even without a water column. Thanks to this new design feature, the valve can be built in either vertically or horizontally.

Dimensioning and materials

The dimension range of the valves from DN10 – DN100 takes the continually increasing volumes conveyed in industrial piping systems into account. Similarly, the diversity of materials covers all industrial applications: PVC-U, PVC-C, ABS, PP-H and PVDF.

Easy maintenance

The valve can be easily dismantled and removed in just a few steps. This saves time and effort during maintenance work or when retrofitting the valve with a spring. A special disassembly tool is available as an accessory.

Use as foot valve

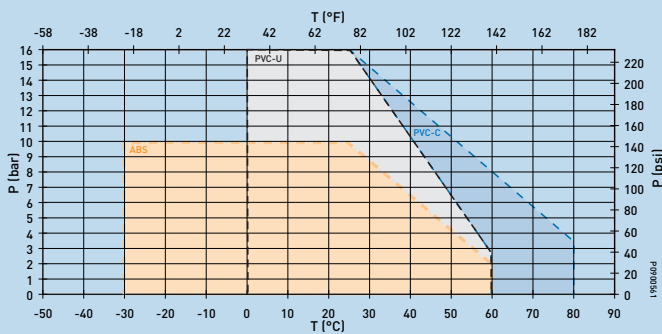
Together with the strainer, available as an accessory (see list of accessories), the check valve can be used as a foot valve. The combination of check valve type 561 or type 562 and strainer is an effective way of protecting a pump from contamination and consequently from damage, while at the same time, preventing the pump from unwanted emptying.

Technical Data

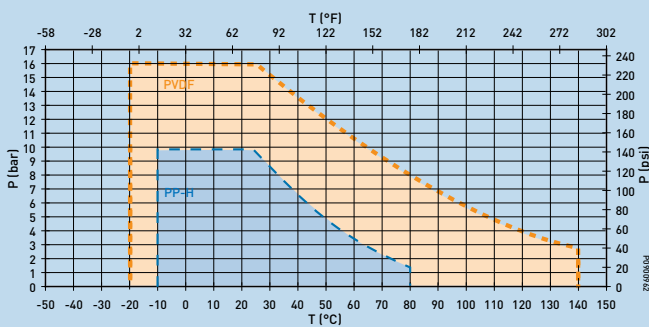
The most important data at a glance: pressure rating up to 16 bar and significantly reduced pressure loss.

The following pressure-temperature diagrams are based on a service life of 25 years and apply to water or water-like media. See our Planning Fundamentals for more details.

Pressure-Temperature Diagram
ABS, PVC-U, PVC-C (water, 25 years)



Pressure-Temperature Diagram
PVDF, PP-H (water, 25 years)



kv-100 value

DN (mm)	inch	d (mm)	kv 100 l/min (Delta p = 1 bar)
10	3/4	16	190
15	1/2	20	190
20	3/8	25	380
25	1	32	460
32	1 1/4	40	850
40	1 1/2	50	1080
50	2	63	1670
65	2 1/2	75	2950
80	3	90	3600
100	4	110	4150

Opening and closing conditions, type 561, 562

DN	Open (vertical installation, type 561)				Close*	
	Differential pressure to lift the cone	Difference for full-lift of cone	Flow for full-lift of cone	min. flow velocity for full-lift	pressure tight from (bar)	
mm	(bar)	(bar)	(l/min)	(m/s)	561	562
10	0.003	0.01	8	0.7	0.2	0.1
15	0.003	0.01	9	0.7	0.2	0.1
20	0.003	0.01	13	0.7	0.2	0.1
25	0.005	0.01	18	0.8	0.2	0.1
32	0.005	0.01	35	0.8	0.2	0.1
40	0.01	0.01	70	0.8	0.2	0.1
50	0.02	0.01	100	0.8	0.2	0.1
65	0.025	0.01	120	0.9	0.2	0.1
80	0.03	0.01	170	0.9	0.2	0.1
100	0.03	0.08	250	1	0.2	0.1

* vertical and horizontal installation

Product Range

The right valve for all requirements and applications.

As the number of application possibilities grows, so does the demand for more versatile valves.

This is why GF Piping Systems carries different types of non-return valves for pipelines in its product line. Besides the cone check valves type 561 and type 562, the swing check valve type 369 and the angle-seat check valve type 303 stand out with their individual strengths.



Type		Cone check valve		Angle-seat check valve	Swing check valve
		561	562	303	369
General	Description	union nut mounted	union nut mounted	spigot cemented	wafer-type valve
	Dimension range (DN)	10–100		15–50; 80	32–300
	Pressure rating	PN16/PN10*		PN10	PN6
	Spring-assisted (V2A/V4A)**		x		x
Materials	PVC-U	x	x	x	x
	PVC-C	x	x		
	ABS	x	x		
	PP-H	x	x		x
	PVDF	x	x		x
Seal material***	EPDM	x	x	x	x
	FPM	x	x	x	x
Connection type	Socket	x	x	x	
	Spigot	x	x	x	
	Flange	x	x	x	x
	Threaded socket	x	x		
Standards	ISO	x	x	x	x
	ANSI	x	x		x
	BS	x	x		
	JIS	x	x	x	
Options	Spring Nimonic 90/Hastelloy-C		x		x
	Spring Halar/ECTFE coated		x		

* see pressure-temperature diagram

** other spring materials available

*** other seal materials on request

Product Selection

The right valve for your application.

Choosing the right valve for your application depends largely on the medium conveyed and the functional requirements. Pressure and temperature are key criterias for material selection. Which valve is suitable in relation to these two parameters can be seen in the technical data of the respective valve.

Check valve selection guide

Which valve is suitable for which application? An all-encompassing answer is not possible.

The following table summarizes the basic selection principles. Contact us for support.

Type		Cone check valve		Angle-seat check valve	Swing check valve
		561	562	303	369
Medium conveyed	Free of foreign bodies	+	+	+	+
	Containing solids / crystallizing	o / -	o / -	o	+ / o
	Viscous	+	+	+ / o	+ / o
	Gaseous	+	+	o	+
Functional properties	Controllable	x	x	x	x
	Position indicator	x	x	x	x
	Piggable	-	-	-	-
	Tight under vacuum	+ / o	+ / o	o	+ / o
	Can cause pressure surge	o	o	o	o
	Horizontal installation	o	+	+	+
	Spring-assisted	-	+	x	+
	Water hammer resistant	+	+	o / -	o / -
	Dimension range (DN)	10-100	10-100	15-50; 80	32-300

Applications

Whether in water treatment, in the chemical process industry or in cooling applications, check valves from Georg Fischer are found wherever reliable performance is required. Due to the wide range of available materials and the high pressure rating of 16 bar (10 bar for PP, ABS), the check valves type 561 and type 562 fulfil the diverse specifications of numerous applications. The valve's self-closing function and quiet operation contribute to your safety and comfort on a daily basis.

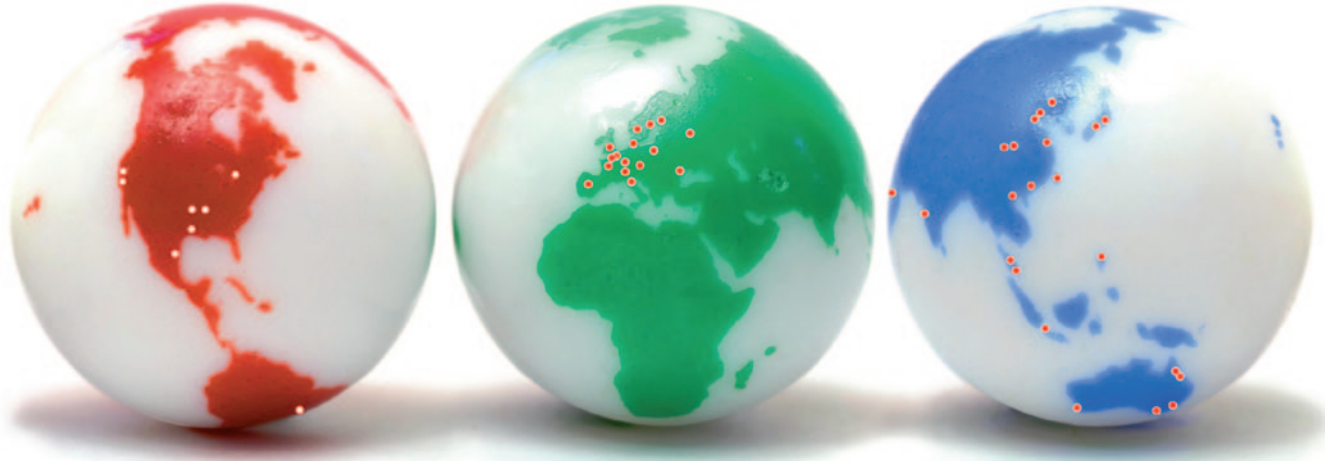


+ = recommended
 o = conditional use
 - = not recommended
 x = not possible

GF Piping Systems – worldwide at home

Our sales companies and representatives ensure local customer support in over 100 countries.

www.piping.georgfischer.com



The technical data are not binding. They neither constitute expressly warranted characteristics nor guaranteed properties nor a guaranteed durability. They are subject to modification. Our General Terms of Sale apply.

Adding Quality to People's Lives

Argentina/Southern South America

Georg Fischer Central Plastics
Sudamérica S.R.L.
Buenos Aires, Argentina
Phone +5411 4512 02 90
gfcentral.ps.ar@georgfischer.com

Australia

George Fischer Pty Ltd
Riverwood NSW 2210 Australia
Phone +61(0)2 9502 8000
australia.ps@georgfischer.com
www.georgfischer.com.au

Austria

Georg Fischer
Rohrleitungssysteme GmbH
3130 Herzogenburg
Phone +43(0)2782 856 43-0
austria.ps@georgfischer.com
www.georgfischer.at

Belgium/Luxembourg

Georg Fischer NV/SA
1070 Bruxelles/Brüssel
Phone +32(0)2 556 40 20
be.ps@georgfischer.com
www.georgfischer.be

Brazil

Georg Fischer Ltda.
04795-100 São Paulo
Phone +55(0)11 5525 1311
br.ps@georgfischer.com
www.georgfischer.com.br

Canada

Georg Fischer Piping Systems Ltd
Brampton, ON L6T 4E3
Phone +1(905)792 8005
Fax +1(905)792 6667
ca.ps@georgfischer.com
www.georgfischer.ca

China

Georg Fischer
Piping Systems Ltd Shanghai
Pudong, Shanghai 201319
Phone +86(0)21 58 13 33 33
china.ps@georgfischer.com
www.georgfischer.cn

Denmark/Iceland

Georg Fischer A/S
2630 Taastrup
Phone +45 (0)70 22 19 75
info.dk.ps@georgfischer.com
www.georgfischer.dk

Finland

Georg Fischer AB
01510 VANTAA
Phone +358 (0)9 586 58 25
Fax +358 (0)9 586 58 29
www.georgfischer.fi
info.fi.ps@georgfischer.com

France

Georg Fischer SAS
95932 Roissy Charles de Gaulle Cedex
Phone +33(0)1 41 84 68 84
fr.ps@georgfischer.com
www.georgfischer.fr

Germany

Georg Fischer GmbH
73095 Albershausen
Phone +49(0)7161 302-0
info.de.ps@georgfischer.com
www.georgfischer.de

India

Georg Fischer Piping Systems Ltd
400 076 Mumbai
Phone +91 224007 2001
in.ps@georgfischer.com
www.georgfischer.in

Italy

Georg Fischer S.p.A.
20063 Cernusco S/N (MI)
Phone +3902 921 861
it.ps@georgfischer.com
www.georgfischer.it

Japan

Georg Fischer Ltd
556-0011 Osaka,
Phone +81(0)6 6635 2691
jp.ps@georgfischer.com
www.georgfischer.jp

Korea

Georg Fischer Piping Systems
271-3 Seohyeon-dong Bundang-gu
Seongnam-si, Gyeonggi-do
Seoul 463-824
Phone +82 31 8017 1450 3
Fax +82 31 8017 1454
kor.ps@georgfischer.com
www.georgfischer.kr

Malaysia

George Fischer (M) Sdn. Bhd.
40460 Shah Alam, Selangor Darul Ehsan
Phone +60 (0)3 5122 5585
my.ps@georgfischer.com
www.georgfischer.my

Mexico/Northern Latin America

Georg Fischer S.A. de C.V.
Apodaca, Nuevo Leon
CP66636 Mexico
Phone +52 (81)1340 8586
Fax +52 (81)1522 8906
mx.ps@georgfischer.com
www.georgfischer.mx

Middle East

Georg Fischer Piping Systems
Dubai, United Arab Emirates
Phone +971 4 289 49 60
info.export@georgfischer.com
www.export.georgfischer.com

Netherlands

Georg Fischer N.V.
8161 PA Epe
Phone +31(0)578 678 222
nL.ps@georgfischer.com
www.georgfischer.nl

Norway

Georg Fischer AS
1351 Rud
Phone +47(0)67 18 29 00
no.ps@georgfischer.com
www.georgfischer.no

Poland

Georg Fischer Sp. z o.o.
05-090 Sekocin Nowy
Phone +48(0)22 31 31 0 50
poland.ps@georgfischer.com
www.georgfischer.pl

Romania

Georg Fischer
Piping Systems Ltd
020257 Bucharest - Sector 2
Phone +40(0)21 230 53 80
ro.ps@georgfischer.com
www.export.georgfischer.com

Russia

Georg Fischer Piping Systems
Moscow 125047
Tel. +7 495 258 60 80
ru.ps@georgfischer.com
www.georgfischer.ru

Singapore

George Fischer Pte Ltd
528 872 Singapore
Phone +65(0)67 47 06 11
sgp.ps@georgfischer.com
www.georgfischer.sg

Spain/Portugal

Georg Fischer S. A.
28046 Madrid
Phone +34(0)91 781 98 90
es.ps@georgfischer.com
www.georgfischer.es

Sweden

Georg Fischer AB
117 43 Stockholm
Phone +46(0)8 506 775 00
info.se.ps@georgfischer.com
www.georgfischer.se
www.georgfischer.fi

Switzerland

Georg Fischer
Rohrleitungssysteme [Schweiz] AG
8201 Schaffhausen
Phone +41(0)52 631 30 26
ch.ps@georgfischer.com
www.piping.georgfischer.ch

Taiwan

Georg Fischer Piping Systems
San Chung City, Taipei Hsien
Phone +886 2 8512 2822
Fax +886 2 8512 2823
www.georgfischer.tw

United Kingdom/Ireland

Georg Fischer Sales Limited
Coventry, CV2 2ST
Phone +44(0)2476 535 535
uk.ps@georgfischer.com
www.georgfischer.co.uk

USA/Caribbean

Georg Fischer LLC
Tustin, CA 92780-7258
Phone +1(714) 731 88 00
Toll Free 800 854 40 90
us.ps@georgfischer.com
www.gffpiping.com

Vietnam

Georg Fischer Pte Ltd
136E Tran Vu, Ba Dinh District, Hanoi
Phone +84 4 3715 3290
Fax +84 4 3715 3285

International

Georg Fischer
Piping Systems [Switzerland] Ltd.
8201 Schaffhausen/Switzerland
Phone +41(0)52 631 30 03
Fax +41(0)52 631 28 93
info.export@georgfischer.com
www.export.georgfischer.com

700.671.492

GFDO 6233_4 (04.11)

© Georg Fischer Piping Systems Ltd.
CH-8201 Schaffhausen/Switzerland, 2011
Printed in Switzerland

+GF+

GEORG FISCHER
PIPING SYSTEMS